

How to Pay Your Balance via League Lab

Log in to your League Lab account by visiting our [website](#) and clicking Log In in the top right corner.

You should automatically be redirected to your **Player Page**, but if not, you can click on Player Page in the top right corner.

On your Player Page, you will see 3 tabs – Teams, Schedule, and Profile. Click on **Teams**.

Andrea's Player Page

Teams | Schedule | Profile | Messages

test
Team Captain
Customize Team Page

Winter II 2017 Monday Sand Volleyball (4 on 4) Doubleheaders @ 3rd Coast
Team Registration Status: Confirmed
Roster: **No Players Invited!**
Manage Team | Invite Players & Collect Money

Balance: **\$435.00** (Due by Sunday, January 29)
Pay Now | Apply a Coupon | View Invoice

Team Page | New Message

Click on the green **Pay Now** button.

Team Payment for test




Team: test
League / Event: Winter II 2017 Monday Sand Volleyball (4 on 4) Doubleheaders @ 3rd Coast

If you would like to use a Coupon before paying, [click here](#).

As Captain, you can pay the full team balance at any time. If you want to try to collect money online from your teammates first, use the TeamPayer function before you pay the balance. [Learn More About TeamPayer](#)

Your Balance \$435.00
Amount to Pay Now \$435.00

Secure Payment

Payment Info   

Name on Card *

First Name Last Name

Billing Address *

City State Zip

Credit Card Number *

Security Code *

Please provide the 3 or 4 digit security code from the back of your card.

Expiration Date *

Input your credit card information and click on **Submit Payment** at the bottom. You are all set!

If you would like to use [TeamPayer](#) to have your players pay us directly, you can do so through the Manage Team link on your Player Page.